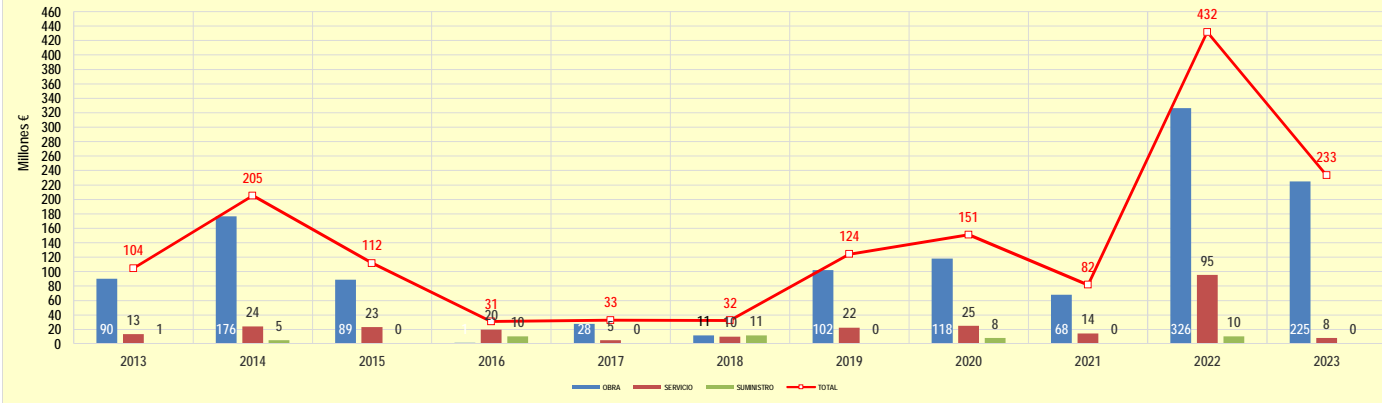
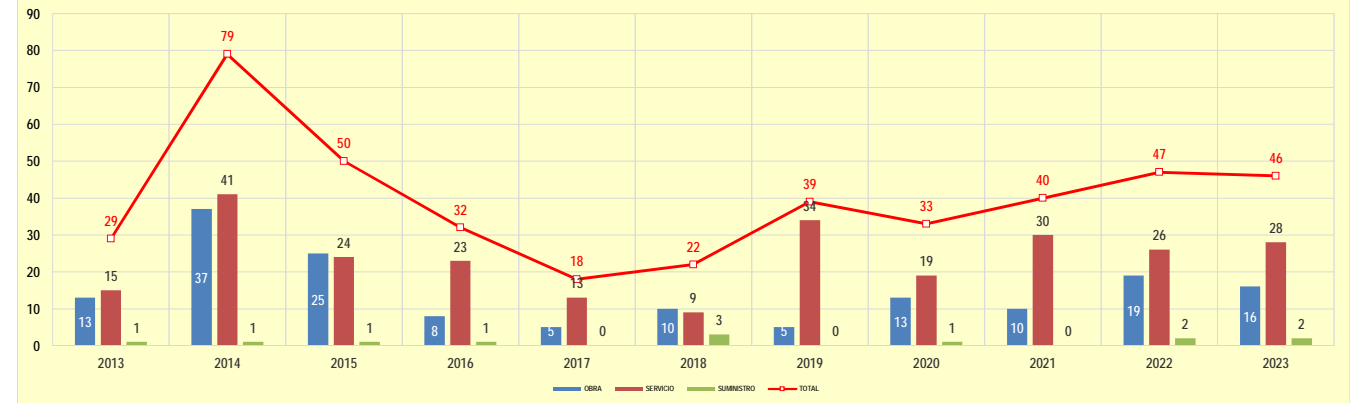


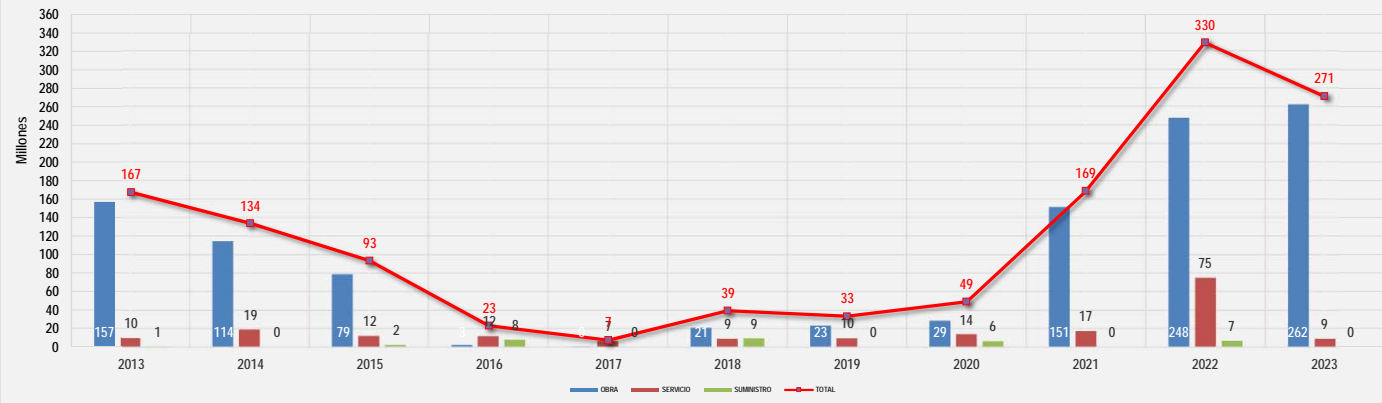
VOLUMEN DE LICITACIONES DE ACUAES (MILLONES DE €)



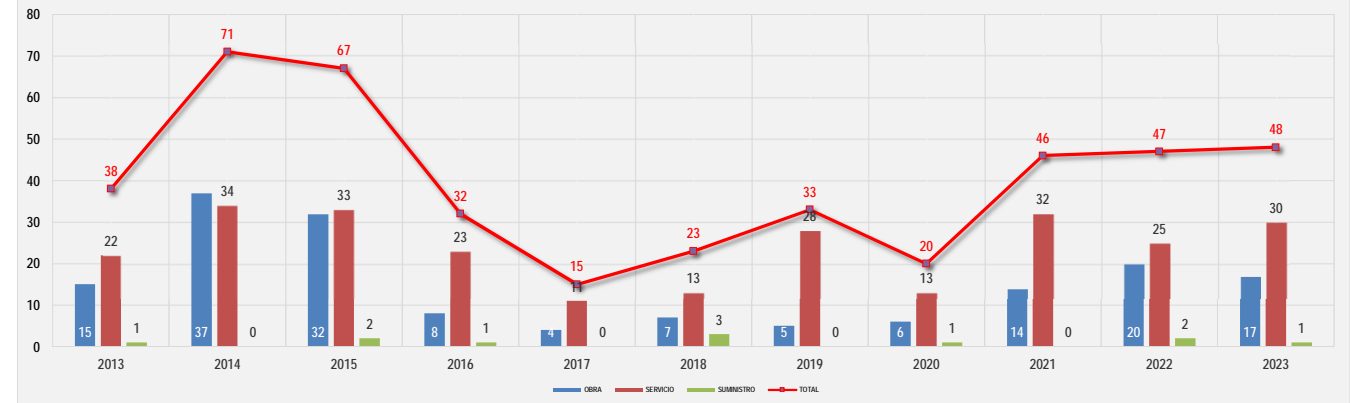
CONTRATOS LICITADOS POR ACUAES (NÚMERO)



VOLUMEN DE ADJUDICACIONES DE ACUAES (MILLONES DE €)



CONTRATOS ADJUDICADOS POR ACUAES (NÚMERO)



LICITACIONES ACUAES (IMPORTE DE LICITACION)												
TIPOLOGIA DE CONTRATO	2013	2014	2015	2016	2017	2018	2019	2020	2021	2022	2023	TOTAL
OBRA	90.105.464	176.168.652	88.553.400	1.242.150	27.550.347	11.363.534	101.903.299	117.996.114	67.584.927	326.133.838	224.839.472	1.233.441.199
SERVICIO	13.430.446	23.975.370	22.855.919	19.576.100	5.069.125	9.664.130	22.178.654	25.011.446	14.153.133	95.299.593	8.070.796	259.284.712
A.T DIRECCION OBRA	7.105.623	10.306.649	2.129.260	0	1.206.155	0	3.876.785	2.347.348	8.333.833	10.423.533	4.909.206	50.638.392
A.T EXPROPIACIONES	294.699	640.960	285.867	0	92.240	0	0	346.879	180.355	166.006	228.498	2.235.505
A.T PROYECTO	350.110	1.758.192	285.825	1.515.470	2.086.652	43.435	2.885.398	1.000.657	1.450.214	2.775.723	2.012.888	16.164.563
OTRAS A.T	150.000	0	124.634	457.976	507.169	175.700	700.431	208.088	443.042	1.115.476	920.205	4.802.720
EXPLOTACION	5.530.014	11.269.570	20.030.334	17.602.653	1.176.909	9.444.995	14.716.041	21.108.474	3.745.688	80.818.856	0	185.443.532
SUMINISTRO	943.144	4.931.522	163.800	10.049.580	0	11.409.959	0	8.053.269	0	10.185.467	302.570	46.039.311
<b>TOTAL</b>	<b>104.479.054</b>	<b>205.075.544</b>	<b>111.573.119</b>	<b>30.867.830</b>	<b>32.619.473</b>	<b>32.437.623</b>	<b>124.081.953</b>	<b>151.060.830</b>	<b>81.738.060</b>	<b>431.618.899</b>	<b>233.212.838</b>	<b>1.538.765.223</b>

LICITACIONES ACUAES (N° CONTRATOS LICITADOS)												
TIPOLOGIA DE CONTRATO	2013	2014	2015	2016	2017	2018	2019	2020	2021	2022	2023	TOTAL
OBRA	13	37	25	8	5	10	5	13	10	19	16	161
SERVICIO	15	41	24	23	13	9	34	19	30	26	28	262
A.T DIRECCION OBRA	9	25	11	0	1	0	4	2	7	9	9	77
A.T EXPROPIACIONES	1	7	3	0	1	0	0	2	2	2	3	21
A.T PROYECTO	3	2	4	9	4	1	12	4	5	6	9	59
OTRAS A.T	1	0	2	3	4	3	11	3	13	3	7	50
EXPLOTACION	1	7	4	11	3	5	7	8	3	6	0	55
SUMINISTRO	1	1	1	1	0	3	0	1	0	2	2	12
<b>TOTAL</b>	<b>29</b>	<b>79</b>	<b>50</b>	<b>32</b>	<b>18</b>	<b>22</b>	<b>39</b>	<b>33</b>	<b>40</b>	<b>47</b>	<b>46</b>	<b>435</b>

ADJUDICACIONES ACUAES (IMPORTE DE ADJUDICACION)												
TIPOLOGIA DE CONTRATO	2013	2014	2015	2016	2017	2018	2019	2020	2021	2022	2023	TOTAL
OBRA	156.958.564	114.495.345	78.638.077	2.584.191	428.773	20.687.065	23.375.808	28.544.492	151.250.460	247.714.584	262.182.781	1.086.860.142
SERVICIO	9.751.125	19.058.557	12.161.628	11.747.496	6.670.880	8.921.961	9.529.045	13.774.973	17.437.828	74.795.302	9.055.167	192.903.960
A.T DIRECCION OBRA	3.932.082	6.721.554	2.141.682	115.464	0	784.604	344.400	2.127.013	5.401.054	7.241.196	5.106.274	33.915.324
A.T EXPROPIACIONES	375.646	122.611	512.567	0	0	0	0	111.753	282.543	123.410	169.786	1.698.315
A.T PROYECTO	451.187	1.284.682	101.099	1.015.123	200.894	1.094.513	1.806.060	210.360	990.124	833.489	3.108.219	11.095.751
OTRAS A.T	88.500	0	50.169	357.096	247.241	135.765	408.329	49.997	356.616	745.314	670.888	3.109.915
EXPLOTACION	4.903.710	10.929.710	9.356.110	10.259.812	6.222.745	6.907.078	6.970.256	11.275.850	10.407.491	65.851.893	0	143.084.655
SUMINISTRO	552.483	0	2.313.962	8.181.646	0	9.391.850	0	6.413.728	0	7.064.281	95.969	34.013.918
<b>TOTAL</b>	<b>167.262.172</b>	<b>133.553.902</b>	<b>93.113.666</b>	<b>22.513.332</b>	<b>7.099.653</b>	<b>39.000.875</b>	<b>32.904.854</b>	<b>48.733.193</b>	<b>168.688.288</b>	<b>329.574.168</b>	<b>271.333.917</b>	<b>1.313.778.020</b>

ADJUDICACIONES ACUAES (N° CONTRATOS ADJUDICADOS)												
TIPOLOGIA DE CONTRATO	2013	2014	2015	2016	2017	2018	2019	2020	2021	2022	2023	TOTAL
OBRA	15	37	32	8	4	7	5	6	14	20	17	165
SERVICIO	22	34	33	23	11	13	28	13	32	25	30	264
A.T DIRECCION OBRA	10	21	17	2	0	1	2	2	5	11	9	80
A.T EXPROPIACIONES	2	2	8	0	0	0	0	1	3	2	3	21
A.T PROYECTO	7	5	2	10	2	3	11	3	5	4	11	63
OTRAS A.T	1	0	1	4	3	3	10	1	12	2	7	44
EXPLOTACION	2	6	5	7	6	6	5	6	7	6	0	56
SUMINISTRO	1	0	2	1	0	3	0	1	0	2	1	11
<b>TOTAL</b>	<b>38</b>	<b>71</b>	<b>67</b>	<b>32</b>	<b>15</b>	<b>23</b>	<b>33</b>	<b>20</b>	<b>46</b>	<b>47</b>	<b>48</b>	<b>440</b>

COMUNIDAD AUTÓNOMA	LICITACIONES ACUAES (IMPORTE DE LICITACIÓN)											
	2013	2014	2015	2016	2017	2018	2019	2020	2021	2022	2023	TOTAL
Andalucía	0	74.006.952	11.456.335	4.804.526	2.071.550	244.196	9.168.913	534.027	4.490.020	73.243.364	88.359.037	268.378.919
Aragón	0	13.603.957	7.986.020	1.575.658	29.184.084	811.230	20.898.859	8.945.687	10.368.211	131.401	4.415.742	97.920.849
Asturias	1.634.324	8.868.397	0	0	0	0	0	0	3.098.000	0	0	13.600.721
Canarias	0	0	0	1.441.790	522.271	0	193.375	95.848.930	42.596.154	48.190.118	23.585.943	212.378.582
Cantabria	5.530.014	18.177.833	3.865.064	0	0	542.324	4.105.337	0	0	158.345	190.400	32.569.316
Castilla y León	37.365.692	15.348.819	54.876.576	10.504.299	276.976	2.753.498	35.298.213	34.945.275	15.879.129	5.160.938	5.539.436	217.948.851
Castilla-La Mancha	505.943	7.748.406	3.654.782	619.542	0	6.414.476	766.182	1.624.302	191.752	16.505.021	2.870.372	40.900.778
Cataluña	0	9.981.663	0	199.206	0	7.629.792	199.307	0	0	169.357	0	18.179.325
Ceuta	0	4.922.706	0	0	0	0	0	0	0	0	0	4.922.706
Extremadura	16.748.827	19.882.702	4.073.567	0	199.809	0	0	0	0	1.841.810	378.926	43.125.642
Galicia	37.194.042	20.575.536	25.109.675	1.227.331	364.782	2.492.149	52.636.125	138.977	2.342.473	13.944.932	93.200.295	249.226.316
Islas Baleares	0	0	0	0	0	0	0	0	0	121.143.113	804.631	121.947.744
La Rioja	4.407.068	6.625.970	257.666	114.216	0	0	0	0	0	0	12.835.681	24.240.601
País Vasco	0	401.082	79.634	0	0	0	0	0	0	59.142.102	0	59.622.818
Varias	1.093.144	4.931.522	213.800	10.381.263	0	11.549.959	815.642	9.023.633	2.772.321	91.988.398	1.032.374	133.802.055
<b>TOTAL</b>	<b>104.479.054</b>	<b>205.075.544</b>	<b>111.573.119</b>	<b>30.867.830</b>	<b>32.619.473</b>	<b>32.437.623</b>	<b>124.081.953</b>	<b>151.060.830</b>	<b>81.738.060</b>	<b>431.618.899</b>	<b>233.212.838</b>	<b>1.538.765.223</b>

COMUNIDAD AUTÓNOMA	ADJUDICACIONES ACUAES (IMPORTE DE ADJUDICACION)											
	2013	2014	2015	2016	2017	2018	2019	2020	2021	2022	2023	TOTAL
Andalucía	2.769.836	41.222.414	11.350.951	130.581	94.428	1.127.089	5.772.061	499.720	0	24.583.645	118.769.325	206.320.050
Aragón	9.312.658	1.104.254	7.540.771	7.056.978	734.253	21.234.775	15.292.322	7.019.236	662.200	7.699.299	2.946.794	80.603.540
Asturias	53.164.081	6.416.483	0	0	0	0	0	0	2.311.713	0	0	61.892.276
Canarias	0	0	0	967.768	353.707	0	134.000	608.753	90.850.877	54.670.000	20.513.625	168.098.730
Cantabria	0	15.335.046	2.248.760	0	0	118.699	0	3.099.529	228.117	153.119	0	21.183.271
Castilla y León	33.289.623	5.080.384	39.903.241	4.006.264	4.718.859	2.088.869	611.050	30.474.530	24.305.669	17.500.471	4.951.500	166.930.460
Castilla-La Mancha	1.240.485	4.204.958	3.569.334	204.526	210.302	84.298	5.511.574	414.936	845.292	14.814.463	2.472.713	33.572.882
Cataluña	436.442	6.753.504	102.769	145.639	0	2.793.898	3.138.517	0	0	149.248	0	13.520.018
Ceuta	0	3.444.007	0	0	0	0	0	0	0	0	0	3.444.007
Extremadura	34.172.685	14.773.750	2.751.896	61.000	155.472	0	0	0	0	0	1.560.044	53.474.846
Galicia	16.131.910	31.936.885	19.396.295	1.435.134	832.632	2.058.208	2.037.000	61.887	47.817.415	7.608.613	82.770.460	212.086.437
Islas Baleares	0	0	0	0	0	0	0	0	0	99.952.068	1.063.999	101.016.067
La Rioja	16.103.470	3.000.654	3.885.518	81.202	0	0	0	0	0	0	11.878.768	34.949.612
País Vasco	0	281.562	50.169	0	0	0	0	0	0	28.068.228	23.639.833	52.039.793
Varias	640.983	0	2.313.962	8.424.240	0	9.495.040	408.329	6.554.603	1.667.005	74.375.013	766.857	104.646.031
<b>TOTAL</b>	<b>167.262.172</b>	<b>133.553.902</b>	<b>93.113.666</b>	<b>22.513.332</b>	<b>7.099.653</b>	<b>39.000.875</b>	<b>32.904.854</b>	<b>48.733.193</b>	<b>168.688.288</b>	<b>329.574.168</b>	<b>271.333.917</b>	<b>1.313.778.020</b>

COMUNIDAD AUTÓNOMA	LICITACIONES ACUAES (Nº CONTRATOS LICITADOS)											
	2013	2014	2015	2016	2017	2018	2019	2020	2021	2022	2023	TOTAL
Andalucía	0	13	3	2	5	3	5	2	1	12	8	54
Aragón	0	5	3	3	4	1	4	2	6	2	6	36
Asturias	1	2	0	0	0	0	0	0	2	0	0	5
Canarias	0	0	0	8	3	0	1	12	7	2	3	36
Cantabria	1	5	2	0	0	3	1	0	0	1	1	14
Castilla y León	10	16	22	7	2	2	7	8	4	3	4	85
Castilla-La Mancha	1	6	3	4	0	3	4	2	1	4	4	32
Cataluña	0	5	0	1	0	2	1	0	0	1	0	10
Ceuta	0	2	0	0	0	0	0	0	0	0	0	2
Extremadura	6	9	5	0	1	0	0	0	0	2	1	24
Galicia	7	9	6	2	3	3	4	2	2	4	7	49
Islas Baleares	0	0	0	0	0	0	0	0	0	0	3	5
La Rioja	1	5	3	1	0	0	0	0	0	0	2	12
País Vasco	0	1	1	0	0	0	0	0	0	4	0	6
Varias	2	1	2	4	0	5	12	5	17	9	8	65
<b>TOTAL</b>	<b>29</b>	<b>79</b>	<b>50</b>	<b>32</b>	<b>18</b>	<b>22</b>	<b>39</b>	<b>33</b>	<b>40</b>	<b>47</b>	<b>46</b>	<b>435</b>

COMUNIDAD AUTÓNOMA	ADJUDICACIONES ACUAES (Nº CONTRATOS ADJUDICADOS)											
	2013	2014	2015	2016	2017	2018	2019	2020	2021	2022	2023	TOTAL
Andalucía	1	11	5	1	2	4	4	3	0	10	8	49
Aragón	2	2	4	5	2	3	3	3	2	6	3	35
Asturias	2	3	0	0	0	0	0	0	2	0	0	7
Canarias	0	0	0	8	3	0	1	2	14	3	3	34
Cantabria	0	6	2	0	0	1	0	1	1	1	0	12
Castilla y León	9	10	30	6	4	3	5	5	7	4	5	88
Castilla-La Mancha	7	5	5	2	2	1	5	2	1	5	4	39
Cataluña	1	4	1	1	0	1	2	0	0	1	0	11
Ceuta	0	1	0	0	0	0	0	0	0	0	0	1
Extremadura	8	12	5	1	1	0	0	0	0	0	3	30
Galicia	5	13	7	2	1	5	3	1	4	3	7	51
Islas Baleares	0	0	0	0	0	0	0	0	0	2	3	5
La Rioja	1	3	5	1	0	0	0	0	0	0	2	12
País Vasco	0	1	1	0	0	0	0	0	0	2	2	6
Varias	2	0	2	5	0	5	10	3	15	10	8	60
<b>TOTAL</b>	<b>38</b>	<b>71</b>	<b>67</b>	<b>32</b>	<b>15</b>	<b>23</b>	<b>33</b>	<b>20</b>	<b>46</b>	<b>47</b>	<b>48</b>	<b>440</b>

DEMARCACIÓN HIDROGR.	LICITACIONES ACUAES (IMPORTE DE LICITACIÓN)											
	2013	2014	2015	2016	2017	2018	2019	2020	2021	2022	2023	TOTAL
Baleares	0	0	0	0	0	0	0	0	0	121.143.113	804.631	121.947.744
Canarias	0	0	0	1.441.790	522.271	0	193.375	95.848.930	42.596.154	48.190.118	23.585.943	212.378.582
Cantábrico Occidental	7.164.338	27.046.230	3.865.064	0	0	542.324	4.105.337	0	3.098.000	59.300.447	190.400	105.312.139
Duero	26.292.057	15.348.819	54.388.980	10.504.299	199.840	2.753.498	35.298.213	34.945.275	258.173	5.160.938	5.539.436	190.689.529
Ebro	4.407.068	30.612.671	8.323.320	1.889.080	29.184.084	8.441.022	21.098.166	8.945.687	25.989.167	300.758	17.251.423	156.442.446
Galicia Costa	30.803.654	14.649.206	23.148.777	1.227.331	291.782	2.492.149	52.636.125	138.977	2.342.473	13.944.932	93.200.295	234.875.700
Guadalquivir	0	74.493.141	11.412.984	4.804.526	64.628	0	7.941.060	534.027	0	0	0	99.250.364
Guadiana	17.254.770	12.395.718	4.213.392	199.443	199.809	6.297.652	766.182	1.624.302	191.752	16.505.021	2.870.372	62.518.413
Intracomunitarias Andaluzas	0	6.874.036	43.351	0	2.006.922	244.196	1.227.854	0	4.490.020	73.243.364	88.359.037	176.488.780
Miño-Sil	17.464.023	5.926.330	2.448.494	0	150.136	0	0	0	0	0	0	25.988.983
Tajo	0	12.797.872	3.514.957	420.100	0	116.824	0	0	0	1.841.810	378.926	19.070.488
Varias	1.093.144	4.931.522	213.800	10.381.263	0	11.549.959	815.642	9.023.633	2.772.321	91.988.398	1.032.374	133.802.055
<b>TOTAL</b>	<b>104.479.054</b>	<b>205.075.544</b>	<b>111.573.119</b>	<b>30.867.830</b>	<b>32.619.473</b>	<b>32.437.623</b>	<b>124.081.953</b>	<b>151.060.830</b>	<b>81.738.060</b>	<b>431.618.899</b>	<b>233.212.838</b>	<b>1.538.765.223</b>

DEMARCACIÓN HIDROGR.	ADJUDICACIONES ACUAES (IMPORTE DE ADJUDICACION)											
	2013	2014	2015	2016	2017	2018	2019	2020	2021	2022	2023	TOTAL
Baleares	0	0	0	0	0	0	0	0	0	99.952.068	1.063.999	101.016.067
Canarias	0	0	0	967.768	353.707	0	134.000	608.753	90.850.877	54.670.000	20.513.625	168.098.730
Cantábrico Occidental	53.164.081	21.751.529	2.248.760	0	0	118.699	0	3.099.529	2.539.830	28.221.348	23.639.833	134.783.608
Duero	27.203.780	4.354.092	39.546.385	4.006.264	4.655.859	2.088.869	611.050	30.474.530	24.305.669	4.799.323	4.951.500	146.997.320
Ebro	25.852.570	11.139.975	11.579.228	7.283.819	734.253	24.028.673	18.430.839	7.019.236	662.200	20.549.695	14.825.562	142.106.049
Galicia Costa	15.568.496	24.595.363	19.396.295	148.000	832.632	2.004.188	2.037.000	61.887	47.817.415	7.608.613	82.770.460	202.840.347
Guadalquivir	2.769.836	41.849.949	11.320.671	130.581	41.436	0	4.966.050	499.720	0	0	0	61.578.242
Guadiana	33.296.865	9.614.618	3.801.390	175.550	155.472	0	5.511.574	414.936	845.292	14.814.463	2.472.713	71.102.874
Intracomunitarias Andaluzas	0	4.371.309	30.280	0	52.992	1.127.089	806.012	0	0	24.583.645	118.769.325	149.740.653
Miño-Sil	6.649.256	8.067.814	356.856	1.287.134	63.000	54.020	0	0	0	0	0	16.478.081
Tajo	2.116.305	7.809.253	2.519.840	89.976	210.302	84.298	0	0	0	1.560.044	0	14.390.016
Varias	640.983	0	2.313.962	8.424.240	0	9.495.040	408.329	6.554.603	1.667.005	74.375.013	766.857	104.646.031
<b>TOTAL</b>	<b>167.262.172</b>	<b>133.553.902</b>	<b>93.113.666</b>	<b>22.513.332</b>	<b>7.099.653</b>	<b>39.000.875</b>	<b>32.904.854</b>	<b>48.733.193</b>	<b>168.688.288</b>	<b>329.574.168</b>	<b>271.333.917</b>	<b>1.313.778.020</b>

DEMARCACIÓN HIDROGR.	LICITACIONES ACUAES (Nº CONTRATOS LICITADOS)												
	2013	2014	2015	2016	2017	2018	2019	2020	2021	2022	2023	TOTAL	
Baleares	0	0	0	0	0	0	0	0	0	0	3	2	5
Canarias	0	0	0	8	3	0	1	12	7	2	3	3	36
Cantábrico Occidental	2	7	2	0	0	3	1	0	2	5	1	23	
Duero	4	16	21	7	1	2	7	8	2	3	4	75	
Ebro	1	16	7	5	4	3	5	2	8	3	8	62	
Galicia Costa	5	6	5	2	2	3	4	2	2	4	7	42	
Guadalquivir	0	15	2	2	1	0	2	2	0	0	0	24	
Guadiana	7	6	6	1	1	2	4	2	1	4	4	38	
Intracomunitarias Andaluzas	0	2	1	0	4	3	3	0	1	12	8	34	
Miño-Sil	8	3	2	0	2	0	0	0	0	0	0	15	
Tajo	0	7	2	3	0	1	0	0	0	2	1	16	
Varias	2	1	2	4	0	5	12	5	17	9	8	65	
<b>TOTAL</b>	<b>29</b>	<b>79</b>	<b>50</b>	<b>32</b>	<b>18</b>	<b>22</b>	<b>39</b>	<b>33</b>	<b>40</b>	<b>47</b>	<b>46</b>	<b>435</b>	

DEMARCACIÓN HIDROGR.	ADJUDICACIONES ACUAES (Nº CONTRATOS ADJUDICADOS)											
	2013	2014	2015	2016	2017	2018	2019	2020	2021	2022	2023	TOTAL
Baleares	0	0	0	0	0	0	0	0	0	2	3	5
Canarias	0	0	0	8	3	0	1	2	14	3	3	34
Cantábrico Occidental	2	9	2	0	0	1	0	1	3	3	2	23
Duero	5	8	29	6	3	3	5	5	7	2	5	78
Ebro	4	10	11	7	2	4	5	3	2	9	5	62
Galicia Costa	3	8	7	1	1	4	3	1	4	3	7	42
Guadalquivir	1	12	4	1	1	0	1	3	0	0	0	23
Guadiana	6	10	6	2	1	0	5	2	1	5	4	42
Intracomunitarias Andaluzas	0	2	1	0	1	4	3	0	0	10	8	29
Miño-Sil	6	7	1	1	1	1	0	0	0	0	0	17
Tajo	9	5	4	1	2	1	0	0	0	0	3	25
Varias	2	0	2	5	0	5	10	3	15	10	8	60
<b>TOTAL</b>	<b>38</b>	<b>71</b>	<b>67</b>	<b>32</b>	<b>15</b>	<b>23</b>	<b>33</b>	<b>20</b>	<b>46</b>	<b>47</b>	<b>48</b>	<b>440</b>

TIPOLOGÍA DE ACTUACIÓN	LICITACIONES ACUAES (IMPORTE DE LICITACIÓN)											
	2013	2014	2015	2016	2017	2018	2019	2020	2021	2022	2023	TOTAL
Abastecimiento CON ETAP	23.783.067	43.723.032	6.963.055	12.462.317	276.976	3.456.080	4.305.193	3.536.436	647.688	158.345	3.929.452	103.241.640
Abastecimiento SIN ETAP	6.390.388	88.829.177	42.870.724	441.481	137.628	0	199.861	7.620.649	8.826.535	28.891.979	378.926	184.587.347
Grandes Canales	1.566.434	6.303.224	0	199.206	0	7.629.792	199.307	0	0	0	0	15.897.963
Medioambiental	0	0	60.000	0	0	0	0	0	0	0	0	60.000
Mixtas (Abto+Regadio)	0	1.700.700	0	0	0	0	0	1.198.996	0	0	54.773.200	57.672.897
Mixtas (Abto+Saneamiento)	0	2.437.519	0	0	0	0	0	0	0	0	0	2.437.519
Obras Especiales	0	4.922.706	0	0	0	0	0	0	0	0	0	4.922.706
Otras	1.093.144	4.931.522	163.800	10.307.780	0	11.549.959	815.642	8.261.357	2.028.511	91.988.398	1.032.374	132.172.487
Regadíos	9.848.137	551.974	1.488.260	2.767.643	1.601.072	0	20.638.119	0	0	0	1.712.088	38.607.294
Regulación	0	11.038.638	11.456.335	1.541.026	29.589.934	1.011.991	8.201.800	1.327.377	893.988	131.401	2.703.654	67.896.142
Saneamiento CON EDAR	61.659.631	17.754.519	27.211.431	2.045.248	1.013.863	8.789.800	87.662.739	126.750.103	68.339.355	310.015.955	148.252.844	859.495.488
Saneamiento SOLO COLECTORES	138.253	8.124.805	11.611.618	73.483	0	0	0	2.319.510	1.001.983	74.645	20.430.301	43.774.598
Saneamiento TANQUES TORMENTAS	0	14.757.729	9.747.896	1.029.647	0	0	2.059.293	46.401	0	358.176	0	27.999.142
<b>TOTAL</b>	<b>104.479.054</b>	<b>205.075.544</b>	<b>111.573.119</b>	<b>30.867.830</b>	<b>32.619.473</b>	<b>32.437.623</b>	<b>124.081.953</b>	<b>151.060.830</b>	<b>81.738.060</b>	<b>431.618.899</b>	<b>233.212.838</b>	<b>1.538.765.223</b>

TIPOLOGÍA DE CONTRATO	ADJUDICACIONES ACUAES (IMPORTE DE ADJUDICACIÓN)											
	2013	2014	2015	2016	2017	2018	2019	2020	2021	2022	2023	TOTAL
Abastecimiento CON ETAP	22.210.154	38.664.736	8.673.820	4.372.415	1.713.677	2.317.689	169.236	4.095.488	2.480.026	153.119	55.516	84.905.875
Abastecimiento SIN ETAP	640.107	50.587.638	28.671.230	6.173.643	41.436	54.020	121.547	5.601.177	99.500	7.131.940	23.904.323	123.026.560
Grandes Canales	9.560.458	4.349.020	29.465	145.639	0	2.793.898	3.138.517	0	0	0	0	20.016.998
Mixtas (Abto+Regadio)	0	0	1.224.504	0	0	0	0	0	845.292	0	48.702.487	50.772.284
Mixtas (Abto+Saneamiento)	0	1.554.837	0	0	0	0	0	0	0	0	0	1.554.837
Obras Especiales	0	3.444.007	0	0	0	0	0	0	0	0	0	3.444.007
Otras	640.983	0	2.313.962	8.347.891	0	9.495.040	408.329	6.554.603	1.156.305	73.887.817	766.857	103.571.786
Regadíos	16.283.476	387.954	1.053.361	194.928	1.888.877	956.160	15.094.125	422.100	0	0	1.712.088	37.993.068
Regulación	0	6.960.788	7.374.633	0	1.903.552	21.379.880	5.164.247	499.720	587.759	787.089	1.234.706	45.892.373
Saneamiento CON EDAR	117.847.982	25.508.761	17.378.122	3.202.467	719.480	2.004.188	7.264.257	30.393.738	162.784.085	246.788.987	176.226.979	790.119.044
Saneamiento SOLO COLECTORES	79.012	0	12.508.165	76.350	0	0	0	1.166.368	701.721	487.196	18.730.963	33.749.774
Saneamiento TANQUES TORMENTAS	0	2.096.162	13.886.405	0	832.632	0	1.544.596	0	33.600	338.020	0	18.731.414
<b>TOTAL</b>	<b>167.262.172</b>	<b>133.553.902</b>	<b>93.113.666</b>	<b>22.513.332</b>	<b>7.099.653</b>	<b>39.000.875</b>	<b>32.904.854</b>	<b>48.733.193</b>	<b>168.688.288</b>	<b>329.574.168</b>	<b>271.333.917</b>	<b>1.313.778.020</b>

TIPOLOGÍA DE ACTUACIÓN	LICITACIONES ACUAES (N° CONTRATOS LICITADOS)											
	2013	2014	2015	2016	2017	2018	2019	2020	2021	2022	2023	TOTAL
Abastecimiento CON ETAP	9	20	7	8	2	7	2	2	1	1	5	64
Abastecimiento SIN ETAP	2	20	6	3	2	0	2	1	3	4	1	44
Grandes Canales	2	4	0	1	0	2	1	0	0	0	0	10
Medioambiental	0	0	1	0	0	0	0	0	0	0	0	1
Mixtas (Abto+Saneamiento)	0	2	0	0	0	0	0	0	0	0	0	2
Obras Especiales	0	2	0	0	0	0	0	0	0	0	0	2
Otras	2	1	1	3	0	5	12	4	16	9	8	61
Regadíos	3	2	4	2	1	0	2	0	0	0	1	15
Regulación	0	7	3	1	7	3	4	3	2	2	5	37
Saneamiento CON EDAR	10	10	19	12	6	5	15	19	15	29	17	157
Saneamiento SOLO COLECTORES	1	6	6	1	0	0	0	2	3	1	6	26
Saneamiento TANQUES TORMENTAS	0	4	3	1	0	0	1	1	0	1	0	11
Mixtas (Abto+Regadio)	0	1	0	0	0	0	0	1	0	0	3	5
<b>TOTAL</b>	<b>29</b>	<b>79</b>	<b>50</b>	<b>32</b>	<b>18</b>	<b>22</b>	<b>39</b>	<b>33</b>	<b>40</b>	<b>47</b>	<b>46</b>	<b>435</b>

TIPOLOGÍA DE CONTRATO	ADJUDICACIONES ACUAES (N° CONTRATOS ADJUDICADOS)											
	2013	2014	2015	2016	2017	2018	2019	2020	2021	2022	2023	TOTAL
Abastecimiento CON ETAP	8	26	10	6	2	6	1	2	3	1	1	66
Abastecimiento SIN ETAP	4	16	11	4	1	1	2	1	1	4	3	48
Grandes Canales	4	3	1	1	0	1	2	0	0	0	0	12
Mixtas (Abto+Saneamiento)	0	2	0	0	0	0	0	0	0	0	0	2
Obras Especiales	0	1	0	0	0	0	0	0	0	0	0	1
Otras	2	0	2	3	0	5	10	3	14	9	8	56
Regadíos	7	2	3	2	1	1	1	1	0	0	1	19
Regulación	0	7	3	0	4	5	3	3	1	4	2	32
Saneamiento CON EDAR	12	13	19	14	6	4	13	9	22	27	23	162
Saneamiento SOLO COLECTORES	1	0	11	2	0	0	0	1	3	1	7	26
Saneamiento TANQUES TORMENTAS	0	1	6	0	1	0	1	0	1	1	0	11
Mixtas (Abto+Regadio)	0	0	1	0	0	0	0	0	1	0	3	5
<b>TOTAL</b>	<b>38</b>	<b>71</b>	<b>67</b>	<b>32</b>	<b>15</b>	<b>23</b>	<b>33</b>	<b>20</b>	<b>46</b>	<b>47</b>	<b>48</b>	<b>440</b>